



warragul camera club Inc.

www.warragulcameraclub.org

WCC 2025 DATES TO REMEMBER

April

Monday 7th April - Club Meeting at RSL – 7:30

Competition Entries for “Open” close at 11:30 pm

Monday 14th-April- Tutorial – “Bracketing” presented by Bruce Langdon at Bank Place Drouin. See website for full details

Sunday 27th April- Club excursion to Red Hill Glassblowers- see club website for full details

From the President ...

Committee News

Image Reviews

In response to feedback received, the March committee meeting resolved to provide members with numerical scores for images in addition to the previously agreed Commended and Highly Commended categorization.

It was also resolved that CREX sections would be introduced to the remaining set subject competitions for 2025.

Des has provided advice to members about these decisions by email.

Membership Subscriptions

Members have also been advised by email of the Committee’s decision to defer the agreed increase in subscriptions for 12 months in recognition of successful fundraising and a review of projected expenditure. Consequently, membership fees for the year 2025/2026 membership will remain at their present level.

April Competition Night (March 3)

Don’t forget to submit your entries for *Open* (Print, Digital and CREX). Details on the Competition tab on the club website.

Midweek Outing - Royal Exhibition Buildings Tour & Backstreets of Fitzroy (March 13) Another well attended treat for members, thanks to Cathie for planning and coordinating this event. Feedback from those who were able to attend tells us that it was a great day, with lots of variety in photographic opportunity, learning and social interaction.

April Weekend Outing (April 27)- Gordon Studio Glassblowers Red Hill

This should prove to be a visual treat, with lots of colour and movement. Thanks, Denise, for stimulating us.

As usual, please register for this, and any other workshops or outings, via the calendar on the club website.

March Workshop - Curating a series of images

Thanks to Gary Smith for leading the March on the topic of compiling a series of photos. We look forward to members implementing their learning in photobooks, AV and other presentations.

April Workshop – Know Your Camera

Bruce is running this workshop which will include Exposure Bracketing. Bring your camera and manual along. This is a workshop for all skill levels and all camera brands / models. I am sure we have cameras with features we have yet to discover, let alone utilize them effectively.

PLEASE be sure to look it up in your manual or Google/YouTube for your specific camera Bracketing settings so you are able to access these before the night. (The more time spent trying to find these on the night, the less time you will have to practice!!)

This is a hands-on workshop where you will have the chance to practice bracketing. *As usual, please register for this, and any other workshops or outings, via the calendar on the club website.*

VAPS Convention

Last month's newsletter carried a lot of information about the VAPS Convention to be held in Castlemaine in June.

Details of the program and presenters are available at <https://www.vaps.org.au/convention-home.html> It would be great to have our club well represented.

Registrations are now open via the same link.

Advance Notice

The club has been tentatively offered Saturday June 28 for a Bunnings *Sausage Sizzle*. This proved to be a successful social and financial event in 2024, enabling the committee's decision to defer the subscription increase. Please pencil the date into your diary and lend a hand for a couple of hours on the day. More details to follow.

That's all for this month, don't forget to get out and take good photos!

Regards

Russell

WCC Monthly Competition “Single Light Portrait”

Judge: Lindsay Muirhead

Note: New scoring system. Only Highly Commended and Commended awards with no point scores.

A Grade Prints		
Title	Entrant	Place
Mexican Farmer	Jane Woodcock	HC
Our Little Sophie	Geoff Smith	HC
Vedda Man	Jane Woodcock	HC
Blond Toddler with Mother	David Woodcock	C
Charlie	Robyn Rosenboom	C
Commanding	Carol Monson	C
Ella	Nigel Beresford	C
Last Pose	Mike Moore	C
Looking Thoughtful	Des Lowe	C
Ned in the Now	Terrie O'Dwyer	C

B Grade Prints		
Title	Entrant	Place
Martine	Cathie Langdon	HC
Coming Home	Cathie Langdon	C

A Grade Digital		
Title	Entrant	Place
Available Light at Bright	David Woodcock	HC
Dancing Queen	Robyn Wright	HC
Enigmatic Ringmaster	Terrie O'Dwyer	HC
Hoop Dancer with Flash Unit	David Woodcock	HC
Mad Hatter	Paul Robinson	HC
Peter the banker	Ruth Burleigh	HC
Compassion	Paul Robinson	C
Day of the Dead	Cathy Tisdale	C
I tips me hat	Ruth Burleigh	C
In the Park	Russell Monson	C

Moment of Calm	Carol Monson	C
My little Hannah	Kerrie Matthews	C
Self portrait	Kerrie Matthews	C
The Welder	Jane Woodcock	C
Two of Me	Jane Woodcock	C

B Grade Digital		
Title	Entrant	Place
Bathing Beauty	Kathy Burslem	HC
The Aspiring Basketballer	Keith Ward	HC
Considering	Cathie Langdon	C
Jayah	Keith Ward	C

Membership Report

This month we welcome Sharyn Swanepoel to the club. Sharyn has visited the general meetings a couple of times and also participated in photographing the Hallora Marathon.

A friendly reminder that our annual membership fees are due by 31st May 2025.

The 2025/6 fees remain the same as last year and are set out below:-

- Individual Full \$ 75.00
- Family Full: \$ 125.00
- Junior /Student: \$ 65.00
- Individual Pension: \$ 65.00
- Family Pension: \$ 110.00
- Associate: \$ 20.00

Payment can be made by direct debit:

WCC

Bendigo Bank

BSB 633 000

Account 1337 12042

Please put "Subs" and your "Initial & Surname" in the references.

Please help our club stay viable and interesting by renewing your membership.

Cheers

Jan
Membership Coordinator

Portfolio Workshop

Thank you to Gary Smith who presented a very interesting and thought-provoking workshop on portfolios. A large ranging discussion covering small, 4 image portfolios, to photobooks and more. The things to consider when selecting and showing images and adding text apply to all portfolios. Also, the process starting with choosing a topic and planning it in advance. Gary is also providing written notes for club members available on our Web site. Thank Gary. Jane



PHILLIP ISLAND CLUB WEEKEND AWAY

On Friday February 14th 14 people headed off to Phillip Island for the weekend. Two people joined the group on Saturday for the day.

Some members arrived early so they could watch the Pelican feeding at the San Remo Pier at 12:00 pm but most members conducted their own activities until we were meeting up at dinner.

Everyone staying for the weekend checked in at the San Remo Big 4. Dinner was organised at the San Remo Hotel. Many laughs were shared at the dinner table which also included four members of the Phillip Island Camera Club.

After dinner the members took the opportunity to catch sunset photos at either San Remo Pier or Bore Beach – Cadillac Canyon.

Saturday February 15th saw the weather not being to kind to outdoor photos. The day was to start in taking photos of the sunrise at the Newhaven Yacht Club, but I am not sure how many people braved the elements to take these photos.

Other activities scheduled that day included: Pyramid Rock, Cat Bay, Cowes Pier, and Red Rock Beach. Most of the group ended up seeing each other at The Nobbies/Seal Rocks. While passing each other to get the perfect shot information was shared on other sites members had visited. Sharing photo images was a requirement.

Saturday night dinner was spent at Saltwater Bar, Café & Restaurant on the pier at Newhaven. The evening was blessed with shared stories, photos and a rainbow. After dinner it was suggested that photos of the sunset over The Pinnacles, Cowrie Patch Beach or Magic Lands but the weather saw to this being a slight possibility, only for the brave.

On Sunday February 16th again the morning was to start with sunrise photos at Rhyll Jetty but again the weather proved to have a mind of its own. Most of us enjoyed the sleep-in, I think.

The group meet up at Churchill Island for morning tea. The group literally took over the space indoors. More stories were shared about the weekend and information was shared on how some photos were taken. Russell and Bruce offered advice on how to take photos via 'Bracketing

The rest of the morning was taken up with the group walking around Churchill Island sharing tips about images being taken. Others were practicing their ICM skills.

The day finished with many members of the group sharing lunch together before all parting ways.

Denise Whittaker

Royal Exhibition Buildings **DOME TOUR**

March 13th 2025

Seventeen members including friends and partners enjoyed a great day out exploring trains, trams, dodging traffic along the back roads of Fitzroy, engrossed in the artwork and graffiti, taking in the amazing exhibits in the Melbourne Museum and enjoying a unique tour of the dome and the history of the Royal Exhibition Buildings.





Thanks to Cathie Langdon for researching, planning and organising a great Warragul Camera Club outing.

Introducing Reg Gordon

"My passion for photography took root during the era of 35mm film days." "Photography and art have always been my first loves since my school days." I was encouraged to draw and paint from the age of 12, I have nurtured this creative spark throughout my life."

Integration of Photography with Outdoor Adventures:

"My passion for camping and the outdoors naturally intertwined with my photography."

☑️"Capturing unique images in nature was both therapeutic and refreshing." "The challenges of photography fuelled my enthusiasm to document my outdoor journeys through the lens."

Wildlife Photography:

"I was particularly fascinated by wildlife, seeking to capture nature's creatures in their unhindered splendour." "The more challenging the subject was to film or photograph, the more I relished the opportunity."



Transition to Videography:

"In the 1980s, as video cameras evolved with technological advancements, videography became a significant trend." "In the 1990s, my deer hunting videos unexpectedly gained high demand across Australia, New Zealand, and America."

Embracing Digital Photography Technology:

"With the advent of digital photography technology in the early 2000s, I was intrigued by the capabilities that digital cameras to produce high-resolution images and videos." "I was amazed by the functionalities offered by modern high- end cameras, with vibration reduction & stabilisation, the autofocus rapid speed lenses that Nikon, Canon, Fuji, and Sony, had to offer."

Ongoing Passion and Community Engagement:

"Today, I continue to enjoy photography, sharing my passion with fellow photographers and relishing the adventures that lie ahead." "The journey continues!"




Mysteries of Photography #15:

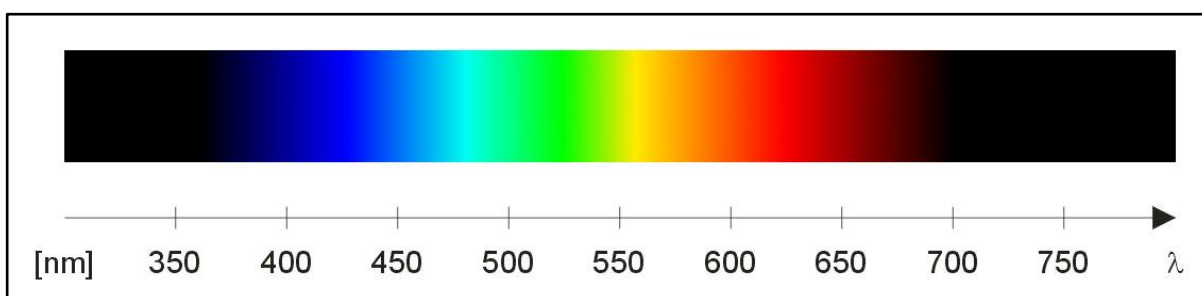
What is Colour and why is the Grass Green?

Do you have the Pink Floyd album “Dark Side of the Moon”?
The album cover says it all, doesn’t it?

Not quite. It is highly stylised and simplified.



The visual spectrum actually looks like this:



What our eyes can see is shown in the middle but on the left (shorter wavelengths) it extends into what to us to be black a very long way through near and far UV right up through X Rays to gamma radiation.

On the black on the right, we start with infrared (IR) through microwaves through to very long wavelength radio waves. However, it is all basically the same thing. It is just that we only know what we can see which is a tiny fraction of it.

So you can see colour is a continuum that merges on both ends into blackness. However if you mix a bit of red with a bit of blue you come up with a sort of purple so you can see how the idea of a colour wheel came into being.

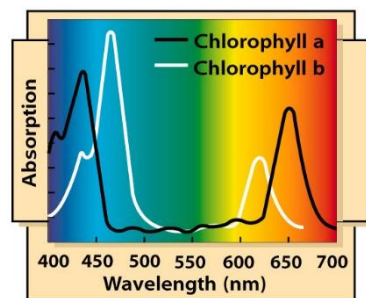
So colour is just the mix of wavelengths of the photons coming into our eyes (or camera lenses). Remember this is seldom monochromatic (i.e. light from a narrow band within the spectrum). It can be a mix of colours coming from anywhere in the spectrum and in any proportions. This is where colour mixing comes in and also whether we are talking about light that is being emitted or reflected.

With emitted light, if we mix all the colours together in equal proportions (or just mix red, green and blue), the light will appear to be white since it is simulating all three of the colour receptors in our eyes equally.

With reflected light, if we mix pigments together that will adsorb (and not reflect) any part of the visible spectrum, of course it now appears black. It is just like when we are first given a watercolour set and started mixing colours and found to our dismay that, if we mixed too many different colours together we always wound up with a murky brown (but never black – the pigments weren’t ever dense enough).

So why then is the grass green?

Plants use light for energy to convert carbon dioxide and water glucose. To do this, they have pigments that adsorbs at the red and blue ends of the visible spectrum but not the green in the middle. The green is reflected off the leaves rather than being adsorbed so what we see is the green. Effectively all plants use the same pigments so they are all mostly green. Variegated plants with white patches have mutations where the chloroplasts that contain the chlorophyll have failed to replicate when the plant cell has, resulting in a region in the plant that is unable to fix carbon dioxide and power itself.



Gardening tips for free this month as well. Who would have thought?

David Woodcock

VAPS CONVENTION 2025 - CASTLEMAINE

13 – 15 June

Town Hall / Phee Broadway Theatre

Awards Dinner at Castlemaine Golf Club

Supported and assisted by the Mount Alexander Photographic Society this time, the convention is organised by a VAPS Committee member.

Features of the Convention include:

- Presentations by guest speakers who may be professional photographers or who may work in allied professions
- Workshops and outdoor location photo shoots conducted by experienced photographers
- The annual VAPS Interclub Competition (Prints, Digital and AV)
- Saturday evening Annual dinner and Friday evening pre-convention social event
- Presentation of awards for both years of service to one or more clubs, and for service to the photography movement in Victoria
- The Convention Booklet, which includes the following information:
 - Details of the Convention program
 - Profiles of the lecturers and judges
 - Recipients of VAPS year bars
 - Winners of the Interclub Competition
 - Details of the Interclub Competition entries
- The VAPS Interclub is an OPEN competition.
- The current maximum projection standard remains at 1920 x 1080 pixels. This applies to all EDPI, digital images and audio-visual MP4 files.

Cheers,

Ruth (and if you have any further questions, I am happy to help where I can)

Thank you to all our generous sponsors!

The Warragul Camera Club appreciates the continued support of all our sponsors for this Newsletter and for the National Competition and Exhibition.

The competition and exhibition would not be possible without their support, and we encourage members (and other readers) to consider them when making purchase decisions.

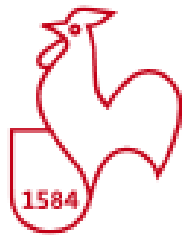




Community Bank
Drouin & District



ZHIYUN




Hahnenmühle



Louise Sedgman
 PHOTOGRAPHY

EDUCATION AND PORTRAITURE

WWW.LOUISESEDGMANPHOTOGRAPHY.COM.AU

THE 
SHOT HOUSE

COFFEE BAR • BEANERY • EQUIPMENT

Shop 2
 Village Walk
 Yarragon Vic 3823

Open 7 Days
0461 318 530
 theshothouse@outlook.com

**IN2
 FRAMES**

- Quality Australian made picture frames
- Ready-made standard sizes and custom framing
- Acid free mat board in standard and custom sizes
 - 3mm or 5mm standard acid free and adhesive foam core

10% discount to all Camera Club Members
Mon-Thu 7:30am – 4:30pm
Fri 7:30am – 11:30am

36 Phoenix Street, Warragul Vic 3820
 P: 03 5623 2885
 sales@in2frames.com.au
 www.in2frames.com.au

homegrown
 DESIGN | PHOTOGRAPHY | PRINT

Jo & Simon Griffin

(03) 5625 1138 | 0419 501 522
 info@homegrowndesign.com.au
 15 Monica Drive Drouin VIC 3818

 www.homegrowndesign.com.au



Bruce Langdon Design
 51 Gibson Road
 Warragul, Vic 3820
 0418 595 080
 bruce@brucelangdon.com.au

Providing the following services:-

- | | | |
|----------------------|--------------------|------------------------|
| • Graphic Design | • Business Cards | • Notepads |
| • Logos/Branding | • Letterheads | • Postcards |
| • Website Design | • Docket Books | • Gift Vouchers |
| • Web Hosting | • With Compliments | • Presentation Folders |
| • Advertising Design | • Envelopes | • Rubber Stamps |
| • Photography | • Flyers | • Booklets |
| - commercial | • Brochures | • Annual Reports |
| - portrait | • Posters | • Magnets |
| - promotional | | |



Laurie Collins Sculpture Garden
 and Red Tree Gallery

420 Main Jindivick Rd Jindivick

Always open


56285224

www.lauriecollins.com.au

hockingstuart

Vin Quirk
 Director & Licensed Estate Agent
 0417 350 720
vin.quirk@hockingstuart.com

66 Queen Street, Warragul
 03 5623 6062
hockingstuart.com

 **unleash your
 CAMERA**

Photography Workshops

Email Russell or Bruce: hello@unleashyourcamera.com.au
www.unleashyourcamera.com.au

