





**warragul camera club Inc.**

[www.warragulcameraclub.org](http://www.warragulcameraclub.org)



Please submit articles, images,  
interesting web links to the editor at:

[newsletter@warragulcameraclub.org](mailto:newsletter@warragulcameraclub.org)

**DEADLINE FOR ARTICLES FOR THE  
JANUARY 2023 NEWSLETTER:**

**27th DECEMBER**

### Club Calibrator for Hire

Colours and brightness of computer screens and monitors change over time. In order to see images correctly screens and monitors need to be regularly calibrated.

To save club members the expense of purchasing a calibrator (in excess of \$600) you can hire the club X-rite i1Studio calibrator for \$15 per week. If you are unfamiliar with its usage, a helpful tutorial is available on YouTube. Details of this tutorial have been document and will be in the calibrator case.

Contact Bruce Langdon for bookings.  
0418 595 080  
[bruce@brucelangdon.com.au](mailto:bruce@brucelangdon.com.au)



# unleash your CAMERA

**2023**  
**6 Thursday Sessions**  
February 9th, 23rd  
March 2nd, 9th, 23rd and 30th.  
7:00 pm - 9:30 pm

## Beginners Photography Workshop

Looking to improve your  
photography skills and learn  
more about your camera?

Presented by  
experienced photographers  
Russell Monson and Bruce Langdon

**Great Value at only \$270  
for six 2½ hour sessions**

Subjects include:

- Camera modes, the exposure triangle
- Auto / Manual focus and VR / IS / OS
- Composition
- Exposure bracketing
- The histogram
- Depth of field
- Metering
- RAW vs JPG
- Photography software and processing

Limited spaces available - **BOOK NOW - 5623 6032**



**WARRAGUL  
COMMUNITY HOUSE**

Futher enquiries: [hello@unleashyourcamera.com.au](mailto:hello@unleashyourcamera.com.au) Contact Russell 0418 543 610 or Bruce 0418 595 080





## **President's Report**

### **December 2022**

Welcome to the end of yet another eventful year. It's been a year of coming out of lockdowns, in and out of Zoom and face to face meetings and the constant threat of yet new strains of Covid to deal with.

We, as a club, have done well dealing with the challenges that have faced us and our hard-working committee have continued to push past the many obstacles to provide great outings and activities that have kept members challenged and engaged. Many Australian camera clubs have not been so fortunate and have folded during Covid. Thank you to all club members and the committee for your continued commitment to the club.

#### **Andy Tylee**

It was with great sadness that we lost long time member Andy Tylee in November. Andy was a very active member of the club over many years. Thank you to all members who came along to support Marg at Andy's funeral recently and we were proud to form a Warragul Camera Club guard of honour for Andy. Our best wishes go out to Marg and her family at this sad time.



#### **New Member**

Welcome to our newest member, Rose Kerin. I hope you enjoy what our club has to offer, and we look forward to seeing you at future meetings and outings.

#### **New Treasurer**

Many thanks to Geoff Smith for taking on the Treasurer's role for the next year after David Woodcock could no longer fulfil the role. I'd like to welcome Geoff to the committee and personally thank him as it has eased the stress endured over the last month.

#### **December General Meeting - Monday December 5th**

December's meeting will be held at the RSL club rooms. Entries for "Animal Friends" will need to be submitted by 11:30pm on the 5<sup>th</sup> December (digital only) and will be judged at January's meeting. This competition will be digital only and will be judged by members on-line in Visual Pursuits (club website) and will not contribute to the end of year competition points.

December's meeting will feature the judging of the "Image of the Year" competition and will be judged by members of the Berwick Viewfinders Club headed by well-known judge, David Norris. This meeting night will be the final general meeting we will hold that will be presented on Zoom. It has been a very useful online tool that we used extensively over the covid period, but the amount of technical effort required is prohibitive to keep this going as we are fully back with face-to-face

meetings. We want to encourage members to attend the meetings each month, so this decision was made on this basis. Results of competitions and judge's comments are generally available when Mike emails to the members after our meetings so members who can't attend the meeting can keep up to date and the newsletter is always your "go to" source for information.

### **End of year Christmas Party and Awards - Monday December 12th**

This year's Christmas party and awards night will again be held at the Rotary Park rotunda in Latrobe Street. (Same venue as last year) This has proved to be a wonderful venue so again BYO everything for the second Monday of the month (Monday 12th December). Let's hope that we have similar weather conditions as last year as well!!

### **January's Meetings**

In January we will be switching the tutorial night and meeting night dates around for January next year. The **first Monday (2nd Jan)** will be a social get together with a BBQ dinner (BYO everything) at the Crossover School together with a hands-on camera/flash tutorial "Using fill flash/handling exposure" presented by David Woodcock. There will be more information about this night by email.

The **second Monday (9th Jan)** will be our normal club meeting at the RSL Rooms and will feature a special night going through the online club voting results of January's competition "Animal Friends". Des has already sent out the voting procedure but more details about this will be sent out again after December's general meeting.

I hope to see everyone at the next club meeting on Monday December 5th and until then all the best.

*"Photographs open doors into the past, but they also allow a look into the future."*  
- Sally Mann

Cheers, Bruce



## Vale Andy Tylee 1931 - 2022

The Warragul Camera Club would like to acknowledge the passing of long-time member Andy Tylee.

Andy joined the Warragul Camera Club in 1992 and recently earned his 30 year membership with the club. During his time with the club, he was always very willing to help wherever he could. He served on the committee as Secretary and Treasurer and sometimes doing both jobs.

Andy assisted with the club newsletter for many years and was involved with the Warragul National Exhibition for many years. He was a very meticulous records keeper, and for many years drew up the score sheets for the National and entered the scores as the images were judged.

He was always willing to assist whenever he is needed and for many years, he printed all the club membership labels. Andy, together with his wife Marg, herself a life member of our club, compiled the first history book of our club for the club's 40th Birthday which he printed entirely himself.

He was very dedicated to Marg and her photography and went to great lengths to assist her:


- He tried to learn Photoshop so he could help Marg improve her digital photos.
- He would always wear a red jumper so he could be the focal point in Marg's photos.
- He would do anything to help Marg get 'that' shot like throwing a stone into a mill pond to get the perfect ripple.

The Warragul Camera Club sends our very best wishes to Marg and her family and our special thoughts are with them all at this sad time.

***To all our friends at Camera Club***

***Thank you for all your cards, contacts and condolences and for your attendance at Andy's service (especially the hugs). I know Andy would be shyly appreciative of your kind thoughts of him.***

***Yours,  
Marg Tylee***



## Advice on Printing for Non-Printers

There is nothing worse than sending your prize image to a professional printer for a large print to be made and having it come back much too dark. This is some advice to avoid the worst mistakes.

Firstly, it is best if you use a proper device to calibrate your screen such as the the Spyder X Elite or the X-Rite i1Profiler (or iStudio, a super-doper version of the i1Pro). If you don't own one, **you can borrow the club's iStudio now for free as part of your membership package.**

In any case, the most important thing to remember is not to have your screen too bright. It may look more impressive but an overly bright screen a certain way to get back a dark print.

Les Walkling, internationally renowned colour and printing guru, recommends holding a sheet of the paper you are using for your prints next to your screen in a well lit room. With your screen showing a pure white image (RGB 255,255,255), adjust your screen brightness to approximate to the whiteness of the paper. This may seem shockingly dull but, trust me, matching the luminosity of your screen to the reflectivity of your paper is the way to go.


If you are sending your image file off to a printer, of course you don't have the paper stock on hand as home printers do so substitute a sheet of reasonably glossy paper.

If you are using a screen calibrator, I recommend using Advanced mode and manually setting screen brightness for 100 cd/m<sup>2</sup> (a.k.a. the rather ugly term of “nits”). This is below the default for the i1Profiler, for example, that uses 120 unless you set it lower. Les Walkling recommends 80 but I find 100 is a good compromise between requirements for making prints and outputting digital images for competitions. (Ignore all the other options, leaving them as default.)

In the absence of the calibrator, Microsoft have put out some useful images for adjusting screen brightness and contrast.



Using the controls on your display, set the brightness higher or lower until you can distinguish the shirt from the suit with the X barely visible.



Using the contrast control on your display, set the contrast as high as possible without losing the ability to see the creases and buttons on the shirt.

The captions at the bottom of each explains how to use them.

Feel free to contact me if you would like copies of these image files and a white JPG or simply for any advice.

David Woodcock [dwdcck@outlook.com](mailto:dwdcck@outlook.com)



## Report from the Major Events Co-ordinator: Ruth Burleigh

I would like to wish you all a very Merry Christmas and a safe and happy New Year.

In **January** I will need framed images for the **Thru Life Exhibition/display** this display will be 'Bumped In' early February and will be up for one month. If you are unable to bring them to the January meeting please contact me to arrange a suitable drop off time to my home.

1. Images must be suitably framed and ready to hang on gallery wires and hooks.
2. Sizing is not restricted, but no bigger than what will fit in my little car 😊
3. Images must not have been displayed at this location previously.
4. Subject: Open but suitable to hang in a medical facility.
5. Images must be labelled on the back with your name, phone number, title and price or NFS
6. Packaging, if you want your packaging returned with your image please make sure you label the packaging, if you use corner protections please put your name on every corner protection.
7. These images have to be transported to and from the location so please make sure your packaging is strong enough to withstand this, bits of flimsy plastic or Coles plastic bags are not suitable.

On June 12<sup>th</sup> we will be having Mieke Boynton to do a presentation on Abstract photography it will be a zoom meeting. More details about this later..

### West Gippsland Arts Centre display

Your club has secured exhibition space at the WGAC for all of August 2023. We will be looking for images for this display by the July meeting. More details later.

Thank you to those members who have supported me over the past year.  
Cheers Ruth

## Call for Members' Participation

We have been asked to photograph the Hallora Marathon event on *Sunday 11th December*.

Our participation will support a good cause while promoting Warragul Camera Club in the local community. It will also provide members with another great opportunity to practice your photography skills. I'm sure that those who participated in photographing the recent Jeff Watts Run had an enjoyable time (I know I did) and we received very appreciative feedback from the organisers of that event. If you missed that opportunity or would love a repeat experience, then register your interest in this event in the club Calendar.

The course runs between Drouin Civic Park and Western Park in Warragul and includes a range of distance options for walkers, runners and cyclists. The event raises funds for the Peter MacCallum Cancer Centre. Activities commence at 7:30am and conclude at 1:00pm but you don't need to commit to the whole time.

Clicking on [More information](#) will take you to the Hallora Marathon website.  
If you have any questions, don't hesitate to contact me.

Regards,  
Des Lowe

### Club Member's Items for sale

1 x Tamron 70-200 mm f2.8 G2 Model A025 zoom lens, Nikon F mount, current model. Excellent condition c/w manual. \$800.00 (retail \$1999)

1 x Nikon 200-500 mm f5.6 Zoom lens, Nikon F mount, current model. Excellent condition c/w manual. \$1,000.00 (retail \$2,400)

1x Nikon 1.4TC III. Nikon F mount, Excellent condition \$200.00. NB- not suitable for the above Tamron lens, Nikon lenses only.

Contact Mike Moore, [mikemoore4@bigpond.com](mailto:mikemoore4@bigpond.com).



# Alaska 2022, Part 2

From David and Jane Woodcock

Part 1 was our first days in Juneau, Alaska's capital

Just a few things I should have mentioned about Juneau. Despite being the capital, there is not a single road into or out of the town. Steep sided fjords and glaciers are not conducive to road-making. There is instead a network of ferries that shuttle between the major towns. Also every town, by law, must have an airport and the short haul, small aircraft business is very healthy, unlike in Australia.

Our next stop was Haines, north from Juneau. For this, we took the aforementioned small aircraft with the flight time of half an hour. Haines is again a small town on a fjord where the large tour ships also stop.

The water is very deep so large vessels can come in. In fact, the whole side a large hill near the dock had given away some months before taking several houses (and people) into the fjord. No bodies were ever recovered. Haines has no large buildings, not that the largest buildings in Juneau are that big by city standards. We were staying at a motel overlooking the water and could see the tour ships going to Skagway further north along the Inside Passage. When a large ship docks in Haines, the population must temporarily double or treble (or more).



We first met Tom Lang, our guide for the remainder of the trip, at the airport. Tom is a long-time resident of Alaska who now spends the winter in Bali, hence the connection with Dave, the overall organiser of the tour. Tom has a deep knowledge of, and love for, the area and its wildlife. His succinct explanation of animal (and other) behaviours he summarises as "It's all about food and sex".

The next morning, we were off grey water rafting down the Chilkat River looking for Bald Eagles. It was raining and overcast and, if anyone tells you it is easy to steady a long lens and camera on a monopod using the wet rubber floor of a zodiac, you know they are a much better man than I.





That's Tom rowing the second zodiac.

Grey water rafting you ask? That is when the river is flowing relatively slowly and there are no rapids to traverse. The Chilkat at this point is wide and meandering, filled with debris from the glaciers that feed it.

Anyway, here we are in our warm gear with waders, life jacket and a poncho with our cameras in plastic shopping bags with a hole torn in the end for the lens and before we had gone a few minutes, there were two Bald Eagles sitting on the bank. The speckled background is from the raindrops.



These were the first of many we saw. In the depths of Alaskan winter, the Chilkat is the only river in the area that does not freeze over and all the eagles congregate there. Reportedly then hundreds of them concentrate there.

After lunch in the local Tlingit cultural centre, we were off to the Chilkoot River to look for bears. The Chilkoot flows from a lake of the same name that is an extension of the fjord on which Haines is located. The river is only 1-2km long and is only 15 minutes or so from Haines.

Salmon swim up the river that, as with other glacial rivers we saw, is relatively shallow. Bears will use either bank but seem happy to keep away from the road and rubberneckers on it. The first afternoon, the bears were not cooperating but there were Bald Eagles. (We were blasé about them by now!) However I did capture a Raven scaring off a Bald Eagle. By Raven, think of a very large and aggressive Crow. They were too far away and the light was terrible but the images tell the story.






The next morning the bears were much more cooperative. The main action was across the river. I was down on the bank photographing a female with (unusually) 3 cubs when a fishing guide in the middle of the river yelled out “Bear!!” and pointed to my left. A bear had crossed to our side further upstream.



Needless to say those of us next to the river beat a hasty retreat to relative safety of the road.

You might also ask what is a fishing guide doing taking a punter to fish for salmon in a river where several large bears are also actively looking for salmon dinners? Can you see the (out of focus) bears on the other bank behind them?



Here is a bear emerging from the river near us. Also can you see the tracker on a collar around the bear’s neck, presumably put on by the US wildlife people?

In any case, that afternoon and next morning we were able to capture images of several successful fishing forays by the Brown Bears on the other side of the river.

That next morning’s bear patrol was followed by a walk in the woods. (Yes, I was also wondering what we would do if we met a bear .....)

The area is a temperate rainforest that is more open than anything I have seen here, probably due to its being under a deep snow cover 3 to 4 months of the year.



After our little trek unmolested by bears, etc., some of us were off on an extra cost flight over Glacier Bay.



The aircraft was a de Havilland Beaver that, despite being around 50 years old and sporting a Pratt and Whitney rotary engine of WWII vintage, looked as though it had just come off the production line. All I can say is that the pilot is meticulous. Oh, the flight over the many glaciers was breathtaking too.



Next day we were off north along the road to British Columbia and the Yukon Territory in Canada.

**To be continued...**



## Judge Biography

Rob Morgan is a member of the Ivanhoe Photographic Society. He is an Associate level member of the Australian Photographic Society and the Royal Photographic Society. Rob has had a keen interest in photography for much of his life, but has taken a more serious interest since 2005 when he first joined a photographic club. Rob's photographic interests were initially with landscapes, but has also included creative images and travel photography. You can see some of Rob's images on his website [www.robmorgan.com.au](http://www.robmorgan.com.au) >> Gallery.

## Warragul Camera Club Scapes Competition Results

### Colour prints

Title	Entrant	Points	Place
Loch Iel - Dimboola	Robyn Rosenboom	14	1st
Chilkat River near Haines	David Woodcock	14	2nd
Whitegum Lookout	Russell Monson	14	3rd
Eagles Nest	Gary Smith	14	HC
Davidson Glacier Haines	Jane Woodcock	13	HC
Red Green Grey.	David Woodcock	13	HC
Golden Hills	Carol Monson	12	
High Country at Sunrise	Des Lowe	12	
Nullarbor Bite	Bruce Langdon	12	
Whyndam sunset	Ruth Burleigh	12	
Bladensberg Sunset	Russell Monson	11	
Llanberis Pass Farm	Des Lowe	11	
Mt Gribble	Jane Woodcock	11	
Pink Lakes	Bruce Langdon	11	
Secret Cave Nitmiluk Gorge	Robyn Rosenboom	11	
Bungle Bungle #2	Ruth Burleigh	10	
Circular Quay	Mike Moore	10	
Noccundra	Carol Monson	9	



## Monochrome Prints

Title	Entrant	Points	Place
Melbourne in Spring B&W	Robyn Rosenboom	15	1st
Mountain View B&W	Des Lowe	14	2nd
Wild Seas at Bombo	Des Lowe	14	3rd
Chinamans Wall	Ruth Burleigh	13	HC
Storm Clouds	Carol Monson	13	HC
TOORONGO FALLS B&W	Gary Smith	13	HC
Broken Ankle Gorge	Bruce Langdon	12	
Hill behind Juneau	David Woodcock	12	
Coastal Bullara	Bruce Langdon	11	
Glacier Valley	Jane Woodcock	11	
Lardner Windbreak	Russell Monson	11	
Late Evening long exposure	Ruth Burleigh	10	
Mundi Mundi Sundown	Carol Monson	10	
Tree on the Hill	Russell Monson	10	
Windswept Breakaways	Robyn Rosenboom	10	

## Projected Digital Images

Title	Entrant	Points	Place
Dragon under Seige	Linda Zwierlein	15	1st
Darwin Sunset	Robyn Rosenboom	15	2nd
The Jetty	Cathy Tisdale	14	3rd
Coles Bay Tassie	Greg Mitchell	14	HC
Perseverance	Linda Zwierlein	14	HC
Gippsland	Linda Keagle	13	HC
Cwm Idwal Stream	Des Lowe	13	
King Country, New Zealand	Paul Robinson	13	
Minimalistic Nostalgia	Jack Gargas	13	
Wetlands	Kerrie Matthews	13	
Alaskan Glacier	Jan Bennett	12	
Bombo Quarry #1	Des Lowe	12	
Don't swim in the water	Terrie O'Dwyer	12	
Eurobin Creek	Gary Smith	12	
Flood Waters	Carol Monson	12	
Kanku-Breakaways Park	Robyn Rosenboom	12	

riverscape	Kathy Burslem	12	
Segovia Spain	Nigel Beresford	12	
Tarago	Helen Cross	12	
The pub	Mike Moore	12	
To the sea	Bruce Langdon	12	
Trentham Falls	Robyn Wright	12	
Wimmera River	Jan Bennett	12	
Ancient rain forest and creek	Nigel Beresford	11	
Arnhem Land	Helen Cross	11	
Bay Scape Port MacDonnell	Keith Ward	11	
Binalong Bay Tasmania	Christina Robinson	11	
Climate Extremes, Tasmania	Paul Robinson	11	
Cotters Beach	Terrie O'Dwyer	11	
King River Valley copy	Ruth Burleigh	11	
Pyramid Rock	Mike Moore	11	
Pyto Lake	Jack Gargas	11	
Quobba Blowhole	Bruce Langdon	11	
Tide's Out	Robyn Wright	11	
Yukon Mountainside	David Woodcock	11	
A holiday memory.	Irene Coates	10	
After the rain	Wilma Meirmans	10	
Ancient Sky	Linda Keagle	10	
Australia	Jane Woodcock	10	
Bend in the Tatshenshini	David Woodcock	10	
Blue Rock Dam	Ruth Burleigh	10	
Bove Island	Jane Woodcock	10	
Down by the River	Paul Mawson	10	
Exploring	Irene Coates	10	
From the boat	Cathy Tisdale	10	
Gold On Pond	Marg Tylee	10	
Into the sun	Gary Smith	10	
Karumba Sundown	Russell Monson	10	

Kati Thanda National Park	Michael Sanderson	10	
Land scape Mt William Range	Keith Ward	10	
Mount Roland Tasmania	Christina Robinson	10	
Once a Town	Carol Monson	10	
Portland Beach	Russell Monson	10	
Reflections Lake Beedelup	Michael Sanderson	10	
Sunset	Kerrie Matthews	10	
cityscape	Kathy Burslem	9	
Landscape WA	Wilma Meirmans	9	
Noojee Ferns	Marg Tylee	9	

## Creative Images

Kow Reflections	Linda Zwierlein	15	1st
Where I Have Been	Linda Keagle	15	2nd
Tidal Wave	Paul Robinson	14	3rd
Packaged Scape	Des Lowe	13	HC
Thunder over mountain2	Wilma Meirmans	13	HC
Expressionist City	Paul Robinson	12	
Into the Woods	Linda Keagle	12	
OutbackRoad WA	Wilma Meirmans	12	
Relocated	Des Lowe	12	
Brickendon on Macquarie	Gary Smith	11	
Mdnight Dreaming	Linda Zwierlein	11	
Sunset Burning	Ruth Burleigh	11	
Coolangatta Beach Rocks	Greg Mitchell	10	
scapegoats	Gary Smith	9	

## Images from Landscapes Competition



PACKAGED SCAPE: Des Lowe

WHERE HAVE I BEEN:  
Linda Keagle



THUNDER OVER  
MOUNTAIN  
Wilma Meirmans





KOW REFLECTIONS: Linda Zwierlein



TIDAL WAVE: Paul Robinson





WILD DEAS AT BOMBO: Des Lowe



TOORONGO FALLS: Gary Smith



MOUNTAIN VIEW: Des Lowe



CHINAMANS WALL: Ruth Burleigh



STORM CLOUDS: Carol Monson



MELBOURNE IN SPRING:  
Robyn Rosenboom



DRAGON UNDER SIEGE: Linda Zwierlein






LOCK IEL - DIMBOOLA: Robyn Rosenboom



WHITEGUM LOOKOUT: Russell Monson



RED GREEN GREY: David Woodcock



DAVIDSON GLACIER HAINES: Jane Woodcock


EAGLES NEST: Gary Smith








CHILKAT RIVER NEAR HAINES: David Woodcock




GIPPSLAND: Linda Keagle



PERSEVERANCE: Linda Zwierlein




DARWIN SUNSET: Robyn Rosenboom



COLES BAY TASMANIA: Greg Mitchell

THE JETTY: Cathy Tisdale



# Thank you to all of our generous sponsors!

*The Warragul Camera Club appreciates the continued support of all our sponsors for the National Competition and Exhibition. The competition and exhibition would not be possible without their support, and we encourage members (and other readers) to consider them when making purchase decisions.*



PHOTOGRAPHY WORKSHOPS AND TUTORING  
[WWW.THEFOTOCREATIVE.COM.AU](http://WWW.THEFOTOCREATIVE.COM.AU)

LOUISE SEDGMAN  
PHONE: 0412 942897  
EMAIL: [LOUISE@THEFOTOCREATIVE.COM.AU](mailto:LOUISE@THEFOTOCREATIVE.COM.AU)  
ADDRESS: 51 WELLWOOD RD DROUIN, VIC

**Quirk** Real Estate

**Vin Quirk**  
licensed estate agent

0417 350 720  
[vin@qre.com.au](mailto:vin@qre.com.au)  
[www.qre.com.au](http://www.qre.com.au)

66 Queen Street  
Warragul 3820  
03 5623 6062



36 Phoenix Street, Warragul Vic 3820  
Open Mon-Thur 7.30am-4.30pm  
Fri 7.30am-11.30am  
Phone: (03) 5623 2885

In2Frames is a leading wholesale Picture Framing company.  
We manufacture all our frames and promote Australian Made.  
From standard photo size's to custom size you require.  
Large range of colours in acid free mat board,  
3mm or 5mm Standard Acid free Foam Core Backing or Adhesive.

Please visit our showroom for all your framing needs.

10% discount to all Camera Club Members upon mention of this ad.

Email: [sales@in2frames.com.au](mailto:sales@in2frames.com.au) Web: [www.in2frames.com.au](http://www.in2frames.com.au)



# THE SHOT HOUSE

COFFEE BAR • BEANERY • EQUIPMENT

Shop 2  
Village Walk  
Yarragon Vic 3823

Open 6 days  
(03) 56342811  
theshothouse@outlook.com



Laurie Collins Sculpture Garden  
and Red Tree Gallery

420 Main Jindivick Rd Jindivick

Always open

56285224

[www.lauriecollins.com.au](http://www.lauriecollins.com.au)

# BenQ CRUMPLER

## Need a real photo store?

For over 50 years, Roylaines has provided Gippsland's camera enthusiasts with quality products and services.

The Spargo's are proud this third generation family business continues as leaders in the supply of Photographic & Electronics equipment as it continues to serve and help its local community.

Roylaines has been a proud supporter of local camera clubs and their various competitions for many years.

Help us, help you! Come and visit us instore today.

Not just a photo lab...  
More than just a camera store  
\* Digital Film & Printing  
\* Cameras & lenses  
\* Filters & Studio Kits  
\* Friendly service and Great Advice!



148 MAIN STREET PAKENHAM 3810, 5941 1562

16 SMITH STREET WARRAGUL 3820, 5623 4255

Not just a photo lab...  
More than just a camera store

- \* Digital Photo Printing
- \* C41 Processing
- \* Cameras & Lenses
- \* Studio Equipment
- \* Flashes & Tripods
- \* Custom Framing
- \* Large Format Printing
- \* Camera Servicing & Repairs
- \* Printers, Inks & Great Advice



16 Smith Street Warragul  
03 5623 4255



# Hahnemühle



Spicers supplies Hahnemühle products  
as part of our Fine Art & Photography range.



For enquiries please contact your local Spicers representative.

**1300 132 644 SPICERS.COM.AU**



homegrown

# FINE ART PRINTING

SUPPLYING LOCAL INDUSTRY FOR OVER 12 YEARS

PHOTOGRAPHIC PRINTS | CANVAS PRINTS  
COTTON RAG PAPERS | ARTIST REPRODUCTIONS



*Photographic Prints & Canvas  
Made in Gippsland*

**EPSON**  
EXCEED YOUR VISION







Club member discount  
for your photography website

0418 595 080

homegrown  
DESIGN & PRINT



Community Bank  
Drouin & District



Community Bank  
Drouin & District



## Making great things happen.

When you choose to bank with us, great outcomes – as determined by your local community – are the result.

That's the power of community banking.

**Drop into your nearest branch at 42 Princes Way, Drouin or phone 5625 4544.**



**Bendigo Bank**  
Bigger than a bank.

[bendigobank.com.au](http://bendigobank.com.au)

Bendigo and Adelaide Bank Limited, ABN 11 068 049 178  
AFSL/Australian Credit Licence 237879. S55967-1 (490636\_v2)  
(10/07/2019)

