



**warragul camera club Inc.**

[www.warragulcameraclub.org](http://www.warragulcameraclub.org)

**WCC 2024 DATES TO REMEMBER**

**March**

**Monday 4<sup>th</sup>** Club Meeting at RSL – Judging of “Open Abstract” Competition  
Entries for “A Nautical Look at Life” Close at 11:30 pm

**Wednesday 13<sup>th</sup>** **Midweek Outing** - Blue Water Lotus Garden, Yarra  
Junction See Kayren Browne for further details.

**Monday 18<sup>th</sup>** Workshop – Close- Up and Drip photography  
Greg Mitchell at Community Bank room, Drouin

**Monday 25<sup>th</sup>** Workshop - Intermediate Lightroom by Des Lowe via ZOOM

WCC National Competition & Exhibition  
Now Open for Entries  
Entries Close- March 20th  
Judging Day-13th April  
National EXHIBITION- 17th 18th 19th May 2024  
*Put these dates in your diary!*

**Workshop Schedule for 2024**

If you need another copy of the workshop schedule it is now available via the club web site. Look under the workshop tab and click on 2024 Workshop Schedule to download. Thank you to Des for creating this space for the workshops.

*Jane*

**From the President ...**

**Workshops**

The program of workshops is well underway, and thanks to Cathy Tisdale and Robyn Wright for a stimulating and enjoyable evening of Still Life and Food Photography. I am sure there will be details elsewhere in the newsletter, so I won't elaborate at this point.

Please remember to check the calendar for details of workshops and, importantly, register since space is limited. (And as a matter of courtesy, *unregister* if your plans change to enable others to join.) The workshop schedule is also available as a download on the club website under the 'Workshops and Resources' tab.

On March 18 Greg Mitchell and others will be sharing some tips for Close Up and Drip photography. Don't forget your tripod, speed light and macro lens if available.

Des Lowe will be presenting the next of his enlightening Lightroom workshops on March 25<sup>th</sup>. A great opportunity to brush up or learn new skills.

### **Through Life Physio Exhibition**

The Club's exhibition at Through Life Physiotherapy is approaching mid-way, and you might like to drop by (100 Brandy Creek Road) and check it out. Ruth is planning to cycle some as yet unhung member images at the mid-way point.

### **Geelong Weekend**

The long-awaited weekend away is nearly upon us. Thanks to Robyn Rosenboom, Denise Whittaker, and Kathy Burslem for their work in putting the program together and making necessary arrangements.

The plan for the weekend provides lots of opportunity for diverse photography and social interaction.

We look forward to images at future monthly competitions.

### **Planning ahead**

The 51<sup>st</sup> Warragul National is open for entries, and by the time the next newsletter is published, entries will have closed. Have you prepared your entries? Entry is via the National website ([www.warragulnational.org](http://www.warragulnational.org)).

Don't forget the September 15 Bunnings fund raiser. Please put the date in your calendar, and keep an hour or two free to assist with this event.

Kayren Browne has planned a great mid-week outing for us to the Blue Lotus Gardens in Yarra Junction on March 13. This is always a great outing, the colours are usually spectacular and the layout of the garden offers some great scenic shots.

### **Supporting the Newsletter**

Thanks again to Kathy Burslem, and for this issue, Denise Whittaker for putting the newsletter together. Remember, the content of the newsletter is the product of member contributions. Your images, tips, reviews of videos and articles, reports on exhibitions are all most welcome.

For some members the Newsletter is their main point of interaction with the club, for others it's just one of many contacts.

### **Reflecting on Camera Club membership**

I recently came across this article and it caused me to reflect on the degree to which these 10 points are reflected in our club program and opportunities for members.

<https://www.picturecorrect.com/10-ways-to-build-confidence-as-a-photographer/>

As you read, I think you will be reminded, or have suggested, some additional ways in which you can become a more confident (and competent?) photographer.

### ...and our sponsors

We are fortunate to have a number of sponsors in the local community and the photography world more widely. Some of these sponsors support the club directly, others support the club via their sponsorship of the National. Their continued support is vital for our activities. Please consider them when you are making purchase decisions.

Until next time, keep making great photos.

*Russell Monson*


## Results, “View from Above”, February 2024

<b>A Grade Prints</b>			
<b>Title</b>	<b>Entrant</b>	<b>Points</b>	<b>Place</b>
Sometimes Pink 1	Russell Monson	15	1st Place
Port Gregory	Carol Monson	14	2nd Place
Salt Awaiting Shipment	Jane Woodcock	13	3rd Place
Looking down at colourful rock	Nigel Beresford	13	H/C
Looking Down		12	
On The Move		12	
Saltpan Central		12	
Morning light over the valley		11	
Palangkarayas Playground		11	
Algebuckina Bridge		10	
Murchison River Kalbarri		10	
Sunrise Mist		10	
Walking where others have been		10	
<b>B Grade Prints</b>			
<b>Title</b>	<b>Entrant</b>	<b>Points</b>	<b>Place</b>
Above Gardens by the Bay	Kayren Browne	14	1st Place
<b>A Grade Digital</b>			
<b>Title</b>	<b>Entrant</b>	<b>Points</b>	<b>Place</b>
Arty View	Robyn Rosenboom	15	1st Place
State-Library	Gary Smith	15	2nd Place
Sometimes Pink 2	Russell Monson	15	3rd Place
Carpet or Hay	Bruce Langdon	14	H/C
Magic Islands	Jack Gargas	14	H/C
Maroondah Dam	Jack Gargas	14	H/C
Raking Hay December 2023	David Woodcock	14	H/C
Stately Studies	Robyn Rosenboom	13	H/C
Peeking Through the Mist		13	
People on the stairs		13	
Safety Beach Boat Harbour		13	
Wagons in a keyhole		13	
Walking Through the Squares		13	
Bright Umbrella		12	
Camping beside the river		12	
Kalgoorlie Super Pit		12	
Kilcunda Beach		12	

Mount Buffalo		12	
Myer Melbourne		12	
Troll Road Hairpins		12	
Where To Go		12	
Ancient and new		11	
Balcony		11	
Big Pit		11	
Port Douglas		11	
Wilpena at Dawn		11	
Adelaide river Croc. taken from river boat		10	
ChannelCountry		10	
Down to the Promontory		10	
Looking Down on Jan Jac Beach		10	
Melbourne Dawn		10	
Watch tower sunset		10	
Maclean Scottish Town NSW View of Mainstreet		9	
Gippsland Dawn		9	
Hong Kong Taxi		9	
lady liberty		9	
Southern Cross		9	
Wave Break		9	
<b>B Grade Digital</b>			
<b>Title</b>	<b>Entrant</b>	<b>Points</b>	<b>Place</b>
werribee stairs	Denise Whittaker	14	1st Place
Above the Horizontal Falls	Kathy Burslem	13	2nd Place
Bruny Is	Denise Whittaker	12	3rd Place
Above The Flinders Ranges	Kayren Browne	11	H/C
looking down onto Cable Beach	Kathy Burslem	11	H/C
Above Red Hill Lookout		10	
Photo opportunity		10	
<b>A Grade Creative</b>			
<b>Title</b>	<b>Entrant</b>	<b>Points</b>	<b>Place</b>
Down to the Valley Below	Phillip Keath	15	1st Place
Alpine Valley	Phillip Keath	14	2nd Place
Fancy Grass	Greg Mitchell	13	3rd Place
Down the Stairs	Gary Smith	13	H/C
Bailing Silage Neerim East		12	
A		12	
Ripples		12	
Twofold Interface		12	
Leggo Land		11	
Swan With Young 2 taken from embankment down river		11	
Outback Ranges		10	
The Big Lolly		10	
Parachute1		9	
Parachute2		9	
View Over Mt Isa, mineworks at background		9	

## Mysteries of Photography #2: Your Brain, Rainbows and RGB

We have all seen a rainbow. The “white” light we see is really a mixture of “All the Colours of the Rainbow”. The classic way to illustrate this is to pass a beam of white light through a prism.



The different colours in what we see as white light are bent by different amounts and we see the rainbow from red through yellow, green, blues through to purple.

Ever since the Stone Age, artists have been grappling with ways to represent the colours of nature using artificial pigments. Before colour photography was feasible, The CIE (Confederation Internationale de l'Eclairage) was working on practical ways to put colour on a page to represent accurately what we see with our eyes. Their key findings were published in 1931 from experiments with human colour vision using a group of *only* men from the Yorkshire region of England. (Teaser: Some women have superior vision in blue to *any* man.)


I don't think it an exaggeration to say that the whole of the world's current printing and photography industries are based on this work.

Now our primary interest in all this is for photography. Let's get practical. If you want to capture an image via photography, you break the image down to as small and as many bits as you can. Each tiny bit used to be silver halide crystals on a film and are now pixels on your camera sensor. Depending on the image in front of you, every pixel can potentially be exposed to any combination of colours. How do you capture this so you can reproduce them later as a recognisable image?

The short answer we don't try to. We do something that gives our brains the impression that we have. This is called RGB colour model (red, blue, green again).

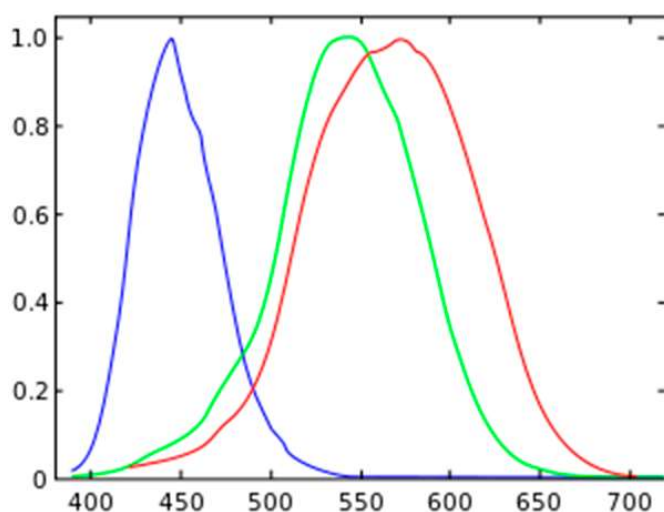
In front of every pixel on your camera sensor is what is called a Beyer Filter with either a red, a blue or a green filter in front of each tiny light sensitive element. So every pixel in your digital image comes from a mix of four adjacent sub-pixels (Some say that there are twice as many green

pixels since our brains have evolved to be more efficient in noticing predators hiding in the undergrowth! However, in my humble opinion it is simply due to both the red and blue receptors being partially activated by green light.).



How does this work in producing a colour image that our brains tell us looks like what we see directly with our eyes?

Well it all comes back to the 1930s and the good old CIE. With their group of hardy Yorkshiremen, they found that human colour vision uses three colour receptors with peak sensitivities at red, green and blue.



Take your colour TV as an example. Every picture element emits only red, green and blue light. Yet it seems to show any and every colour in the rainbow.

This trick works for everything to do with colour reproduction from screens to colour printing. Put together any combination of red, blue and green and you can trick our brains into thinking we are seeing any natural combination of colours in the visual spectrum.

It's all a big con job really. As I have written before, we see with our brains, not with our eyes.

*David Woodcock*



## February Workshop – Still Life & Food Photography

The February workshop on **Still Life and Food photography** was a full house! Cathy Tisdale and Robyn Wright made a great effort to provide members with a number of setups. They also provided a huge range of additional props for people to create their own. I know that everyone enjoyed a really fun learning experience. This was then followed by a chance to eat some of the props! A great night out, thank you ladies.

*Jane*

Photos by Jane Woodcock & Russell Monson









## MEMBER PROFILE...INTRODUCING.....

### **Kathy Burslem**

#### **Member: Warragul Camera Club (and Canon Collective on Facebook)**

Hello, I am Kathy Burslem. I am from Newborough. When I was looking to join a Camera Club, I realized that I was exactly halfway between the Warragul and Traralgon Camera Clubs. I chose Warragul obviously.

I have always been the photographer of the family and have always longed to learn more and to take my photography further.

In 2019 I bought a secondhand Sony and joined the club.

I enrolled in the Unleash Your Camera course run by Bruce Langdon and Russell Monson which I found very informative and helpful. I have retired from teaching since I joined the club and have learned so much from the workshops, tutorials, and outings. They have been invaluable in my photography journey. I upgraded to a new Canon Mirrorless R8 late last year and am trying to learn all I can about shooting off auto.



## Thank you to all our generous sponsors!

*The Warragul Camera Club appreciates the continued support of all our sponsors for this Newsletter and for the National Competition and Exhibition.*

*The competition and exhibition would not be possible without their support, and we encourage members (and other readers) to consider them when making purchase decisions.*





Community Bank  
Drouin & District






Hahnemühle



Rose Cottage Farmstay





**unleash your  
CAMERA**

**Photography Workshops**

Email Russell or Bruce: [hello@unleashyourcamera.com.au](mailto:hello@unleashyourcamera.com.au)  
[www.unleashyourcamera.com.au](http://www.unleashyourcamera.com.au)



Bruce Langdon Design  
 51 Gibson Road  
 Warragul, Vic 3820

Providing the following services:-		
• Graphic Design	• Business Cards	• Notepads
• Logos/Branding	• Letterheads	• Postcards
• Website Design	• Docket Books	• Gift Vouchers
• Web Hosting	• With Compliments	• Presentation Folders
• Advertising Design	• Envelopes	• Rubber Stamps
• Photography	• Flyers	• Booklets
• commercial	• Brochures	• Annual Reports
• portrait	• Posters	• Magnets
• promotional		



**PHOTOGRAPHY WORKSHOPS AND TUTORING**  
[WWW.THEFOTOCREATIVE.COM.AU](http://WWW.THEFOTOCREATIVE.COM.AU)

LOUISE SEDGMAN  
 PHONE: 0412 942897  
 EMAIL: [LOUISE@THEFOTOCREATIVE.COM.AU](mailto:LOUISE@THEFOTOCREATIVE.COM.AU)  
 ADDRESS: 51 WELLWOOD RD DROUIN, VIC



**IN2  
FRAMES**

- Quality Australian made picture frames
- Ready-made standard sizes and custom framing
- Acid free mat board in standard and custom sizes
  - 3mm or 5mm standard acid free and adhesive foam core

10% discount to all Camera Club Members  
**Mon-Thu 7:30am – 4:30pm**  
**Fri 7:30am – 11:30am**

36 Phoenix Street, Warragul Vic 3820  
 P: 03 5623 2885  
[sales@in2frames.com.au](mailto:sales@in2frames.com.au)  
[www.in2frames.com.au](http://www.in2frames.com.au)



**THE SHOT HOUSE**

COFFEE BAR • BEANERY • EQUIPMENT

Shop 2  
 Village Walk  
 Yarragon Vic 3823

Open 6 days  
 (03) 56342811  
[theshothouse@outlook.com](mailto:theshothouse@outlook.com)



**Laurie Collins Sculpture Garden  
 and Red Tree Gallery**

420 Main Jindivick Rd Jindivick

Always open

56285224

[www.lauriecollins.com.au](http://www.lauriecollins.com.au)

**Vin Quirk**

**Director & Licensed Estate Agent**

0417 350 720

[vin.quirk@hockingstuart.com](mailto:vin.quirk@hockingstuart.com)

66 Queen Street Warragul

03 5623 6062

[hockingstuart.com](http://hockingstuart.com)